



0.5+

20

1m

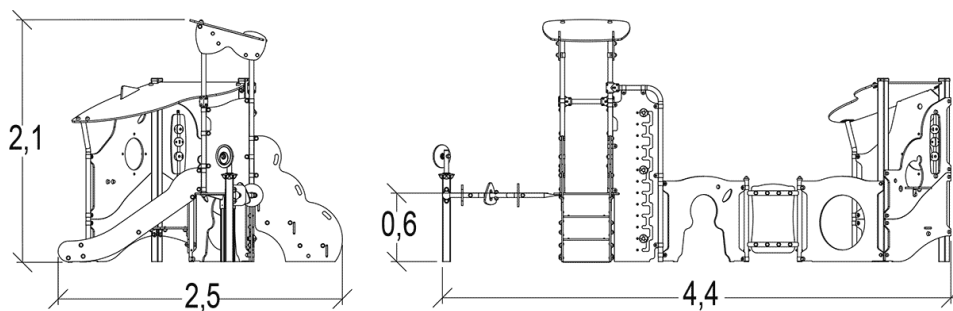



1 = 4,57m 2 = 2,48m 3 = 2,12m



Motor disability

Sensorial disabilities

Learning disabilities



Play value :

26

role play



x1

sliding



x1

meeting



x2

resting



x1

handling



x4

crawling



x2

taking shelter



x2

thinking



x3

tactile stimulation



x3

visual stimulation



x4

climbing

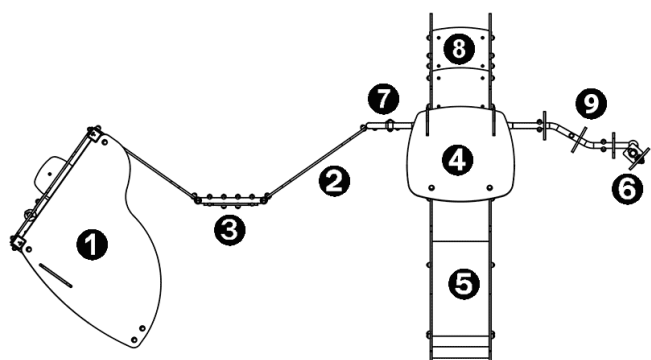


x1

getting across



x2

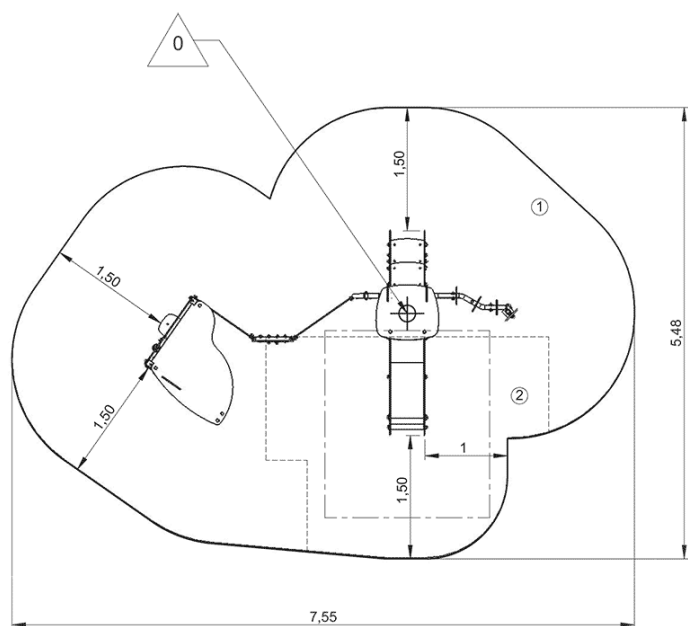


- ❶ Corner Diabolo
- ❷ Panneau Silhouette
- ❸ Panneau Météo
- ❹ Platform HT: 0.6m
- ❺ Slide HT: 0.6m
- ❻ Disque chromatique
- ❼ TOISE DIABOLO PETITE ENFANCE
- ❽ ESCALIER DIABOLO PETITE ENFANCE
- ❾ TUBE HORIZONTAL

## Installation of equipment

Impact area =

- Impact area
- Free space



1	0,6m	23m <sup>2</sup>
2	1m	8m <sup>2</sup>



2



07h00



0.32m<sup>3</sup>



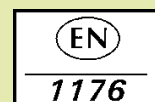
31m<sup>2</sup>



242kg



16kg



*Proludic*

0000-00-00